

Early Head Start Facts and Figures

A Proven Support for Children, Pregnant Women, and Families

For 25 years, Early Head Start has leveraged the proven Head Start model to positively affect the brain development, health, and well-being of pregnant women and children birth to age three. Through year-round, full-day services in centers, as well as home-based options, **its impact is undeniable.**

By the Numbers

166,693

Federally funded
Early Head Start slots



Only **11%** of eligible children and their families had access.



- 6.2% Pregnant Women
- 25.5% Under Age One
- 30.6% Age One
- 34.3% Age Two
- 3.3% Age Three



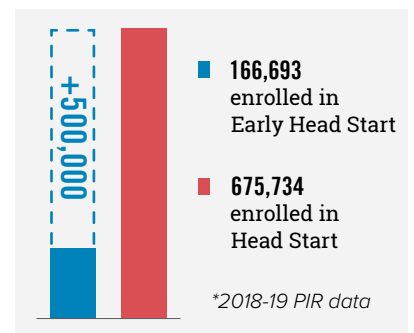
2,729
classrooms in the
United States

Enrollment

In 2018-19, Early Head Start served children 0-3 and pregnant women through 166,693 slots in all 50 states and territories. Throughout the year, a total of 224,436 infants and toddlers and 14,945 pregnant women participated in Early Head Start.

Access

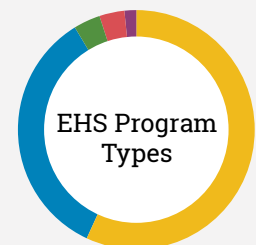
There are approximately four times fewer Early Head Start slots than Head Start slots, which prevents our nation's most vulnerable learners from experiencing a continuum of quality care during the critical prenatal to five period. Early Head Start Rising is NHSA's campaign to [raise Early Head Start slots](#) to at least equal the number of Head Start slots.



Program Types

Early Head Start provides extensive options to meet the needs of working parents.

- 94% of center-based slots are 5 days/week for more than 6 hours/day.
- Half of the center-based slots can serve children for more than 10 hours/day.
- Home-based services include a 90-minute home visit every week and at least 22 group socializations with other families each year.
- Programs follow Head Start Program Performance Standards
- Teachers are required to have a minimum of a Child Development Associate credential and training with a focus on infant and toddler development.



- 57% Center-based
- 34.4% Home-based
- 3.6% Pregnant Women
- 3.4% Family Child Care
- 1.5% Hybrid

Early Head Start Improves Well-Being

- Children in Early Head Start are more likely to be immunized and to receive services if they have a diagnosed disability.
- Early Head Start children show significantly better social-emotional, language, and cognitive development.
- For families in the child welfare system, children enrolled in Head Start are 93% less likely to be placed in foster care.

39,800

Children served by Early Head Start-Child Care Partnerships

Through Early Head Start-Child Care Partnerships, Early Head Start programs have partnered with over 1,400 child care centers and 1,000 in-home child care providers to raise the bar on quality and services. By working together, the partners are able to extend Early Head Start resources to more early learning settings.

Equity

Early Head Start is rooted in equity, supporting those from the most at-risk backgrounds. Through a comprehensive model of support for the whole child and whole family, Early Head Start serves as a buffer to prevent and address childhood trauma, hunger, poor health, and other outcomes associated with growing up in poverty, and which disproportionately affect children of color.

Of the 239,381 children & pregnant women served:

19,328

Were experiencing homelessness

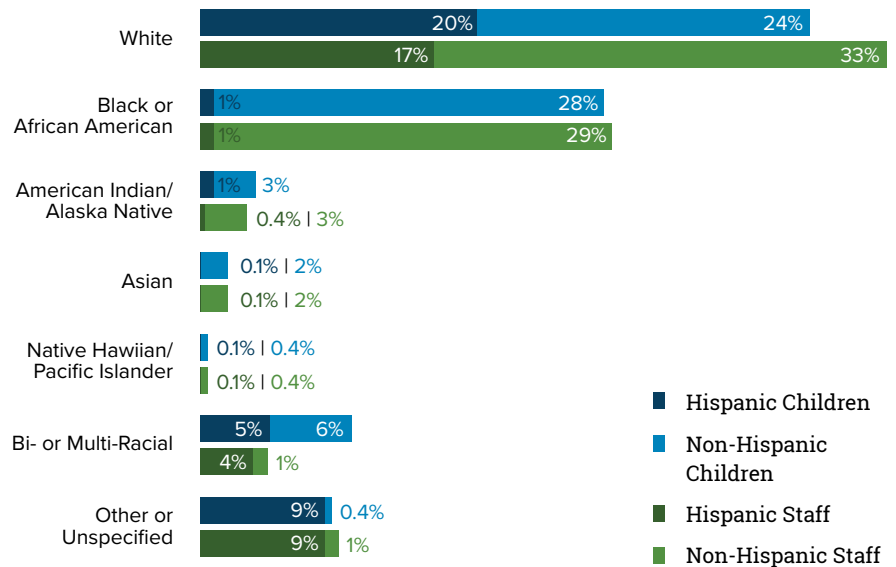
11,408

Were in foster care

31,907

Had a diagnosed disability

Race & Ethnicity of Children & Staff



Supports for Families & Pregnant Women



114,376

Parenting Education



17,050

Job Training



96,768

Health Education



10,671

Substance Abuse Prevention



23,090

Adult Education



6,404

Domestic Violence Services



20,337

Housing Assistance



44,091

Emergency or Crisis Intervention

Health Supports Provided to Children



Health insurance to

218,345 children



Medical home to

215,794 children



Dental home to

206,922 children



206,922 children up-to-date on immunizations